



MF/HF MARINE TRANSCEIVER

# IC-M710

***Simple, dependable worldwide communications at an affordable price.***

#### **1136 channels**

160 user-programmable, 242 ITU SSB duplex, 72 ITU SSB simplex and 662 ITU FSK duplex channels are available.

#### **Rugged construction**

The highest quality components are used throughout. Constructed in a die-cast aluminum chassis with surface mount components, the IC-M710 is designed for long hours of operation in the harsh marine environment.

#### **Alphanumeric readout**

The large, easy-to-read display shows status at a glance. Seven characters can be programmed into each memory channel to conveniently display station names, ship names, etc.

#### **150 W of output**

A full 150 W (PEP) of output power is available for reliable long distance communication. A large cooling fan, in combination with the aluminum chassis, allows continuous transmission at full output power— even during demanding RTTY (radio teletype) and NBDP (narrow band direct printing) operation.

#### **Automatic tuning function**

An automatic tuning function is available when using the IC-M710 in combination with the optional AT-130/E for quick and easy antenna tuning. Tuning is fully automatic. When you push the PTT on a new frequency, the antenna tuner quickly tunes the antenna automatically.

#### **Easy to use**

Two large memory and frequency dials allow quick and easy operation.

#### **And more...**

- Covers all allowed bands between 1.6 and 27.5 MHz
- General coverage receiver
- Modes: SSB, RTTY, CW and AM
- 2182 kHz alarm built-in (optional for General versions)
- RF gain control
- Audio activated squelch
- Terminals for frequency/mode control via NMEA interfacing
- Direct keypad channel selection entry
- Large, front-mounted speaker
- Weather fax ready
- Backlight control
- CW full break-in and semi break-in

**Icom Inc.**

**SPECIFICATIONS**

GENERAL		
• Frequency coverage	: Receive	500 kHz–29.9999 MHz
	: Transmit*	1.6–27.5 MHz
		*Restrictions may apply depending on version.
• Mode (varies with version)	: J3E (USB), H3E, J2B (AFSK), F1B (FSK) R3E, A1A (CW)	(available modes may differ depending on version)
• Number of channels	: 1136 (max.)	(160 user-programmable; 242 ITU SSB duplex; 72 ITU SSB simplex; 662 ITU FSK duplex)
• Antenna impedance	: 50 Ω (nominal)	
• Usable temperature range	: –30 to +60°C (–22 to +140°F)	
• Freq. stability	: ±10 Hz (–30 to +60°C; –22 to +140°F; ±20 Hz above 15 MHz for General and Marine versions)	
• Power supply requirement	: 13.6 V DC ±15%	(negative and floating grounds are available depending on version)
• Current drain (at 13.8 V DC)	:	

Transmit (max. output power)	30 A
Receive (max. audio output)	2.5 A (negative ground type)
	3.0 A (floating ground type)

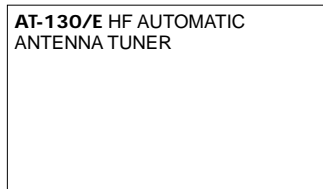
- Dimensions : 291.4(W)×116.4(H)×315(D) mm (projections not included) 11<sup>5</sup>/<sub>32</sub>(W)×4<sup>19</sup>/<sub>32</sub>(H)×12<sup>13</sup>/<sub>32</sub>(D) in
- Weight : 7.9 kg; 17 lb 7 oz (negative ground type) 8.1 kg; 17 lb 14 oz (floating ground type)

TRANSMITTER	
• Output power	: (U.S.A. version) 150, 60, 20 W PEP (selectable) (60, 20 W only for 25 MHz band) (Europe version) 150, 60 W PEP (selectable) (60 W only for 25 MHz band)
• Spurious emissions	: –65 dB (USA version) –60 dB (Europe version)
• Carrier suppression	: 40 dB
• Unwanted sideband suppression	: 55 dB
• Microphone impedance	: 600 Ω

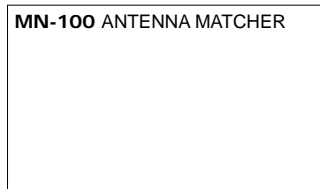
RECEIVER	
• Sensitivity	: J3E, R3E, J2B, F1B, A1A (for 12 dB SINAD) 0.5 μV (1.8–29.9999 MHz) 1 μV (1.6–1.7999 MHz) 6.3 μV (0.5–1.5999 MHz) H3E (for 10 dB S/N) 3.2 μV (1.8–29.9999 MHz) 6.3 μV (1.6–1.7999 MHz) 32 μV (0.5–1.5999 MHz)
• Spurious rejection ratio	: 70 dB (1.6–29.9999 MHz)
• Audio output power	: 4.5 W at 10% distortion with a 4 Ω load
• Audio output impedance	: 4 to 8 Ω
• Clarity variable range	: ±150 Hz

All stated specifications are subject to change without notice or obligation.

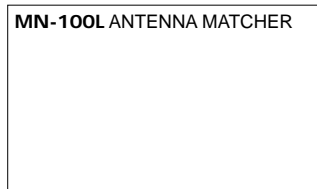
**OPTIONS**



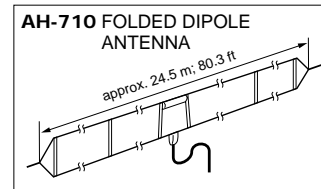
Matches the transceiver to a long wire antenna with little insertion loss.



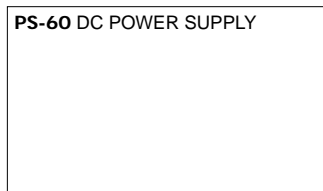
Match the transceiver to a dipole antenna. Covers all HF bands from 1.5 to 30 MHz. 8 m×2 antenna wires come attached.



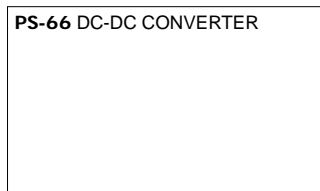
Match the transceiver to a long wire antenna. Covers all HF bands from 1.5 to 30 MHz. 15 m×1 antenna wire comes attached.



Covers from 1.9 to 30 MHz band. Has an SO-239 connector. Easy to assemble (non-kink construction).



Provides 13.6 V DC (30 A) output from an AC outlet.



Provides 13.6 V DC (30 A) output from 19–32 V DC.



Provides clear audio reception and comes in handy for listening privacy.

**FL-100 CW/FSK NARROW FILTER** (500 kHz/–6 dB)  
Have good shape factor to provide better CW/RTTY reception.

**UT-95 2-TONE ALARM UNIT**  
Provides the alarm function. Already built in to the Marine version.

**Icom Inc.**

1-1-32, Kamiminami, Hirano-ku, Osaka 547-0003, Japan Phone: 06 6793 5302 Fax: 06 6793 0013 URL: <http://www.icom.co.jp/world/index.html>

**Count on us!**

**Icom America Inc.**

<Corporate Headquarters>  
2380 116th Avenue N.E., Bellevue, WA 98004, U.S.A.  
Phone: (425) 454-8155 Fax: (425) 454-1509  
URL : <http://www.icomamerica.com>  
<Customer Service> Phone : (425) 454-7619

**Icom Canada**

Glenwood Centre #150-6165 Highway 17,  
Delta, B.C., V4K 5B8, Canada  
Phone: (604) 952-4266 Fax: (604) 952-0090  
URL : <http://www.icomcanada.com>

**Icom (Australia) Pty. Ltd.**

A.B.N. 88 006 092 575  
290-294 Albert Street, Brunswick, Victoria, 3056, Australia  
Phone: 03 9387 0666 Fax: 03 9387 0022  
URL : <http://www.icom.net.au>

**Icom New Zealand**

146A Harris Road, East Tamaki, Auckland, New Zealand  
Phone: 09 274 4062 Fax: 09 274 4708  
URL : <http://www.icom.co.nz>

**Icom (Europe) GmbH**

Communication Equipment  
Himmelgeister Str. 100, D-40225 Düsseldorf, Germany  
Phone: 0211 346047 Fax: 0211 333639  
URL : <http://www.icomeurope.com>

**Icom Spain S.L.**

Ctra. de Gracia a Manresa Km. 14,750  
08190 Sant Cugat del Valles Barcelona, SPAIN  
Phone: (93) 590 26 70 Fax: (93) 589 04 46  
URL : <http://www.icomspain.com>

**Icom (UK) Ltd.**

Unit 9, Sea St., Herne Bay, Kent, CT6 8LD, U.K.  
Phone: 01227 741741 Fax: 01227 741742  
URL : <http://www.icomuk.co.uk>

**Icom France S.a**

Zac de la Plaine, Rue Brindejone des Moulinas  
BP 5804, 31505 Toulouse Cedex, France  
Phone: 561 36 03 03 Fax: 561 36 03 00  
URL : <http://www.icom-france.com>

**Asia Icom Inc.**

6F No. 68, Sec. 1 Cheng-Teh Road,  
Taipei, Taiwan, R.O.C.  
Phone: (02) 2559 1899 Fax: (02) 2559 1874  
URL : <http://www.asia-icom.com>

Your local distributor/dealer:



Certificate Number Q14190

Icom Inc. (Japan), is an ISO9001 certification acquired company.